

VASCULAR LESIONS

- Telangiectasies • Rosacea
- Couperose • Hemangioma
- Spider naevus
- Port-wine stains

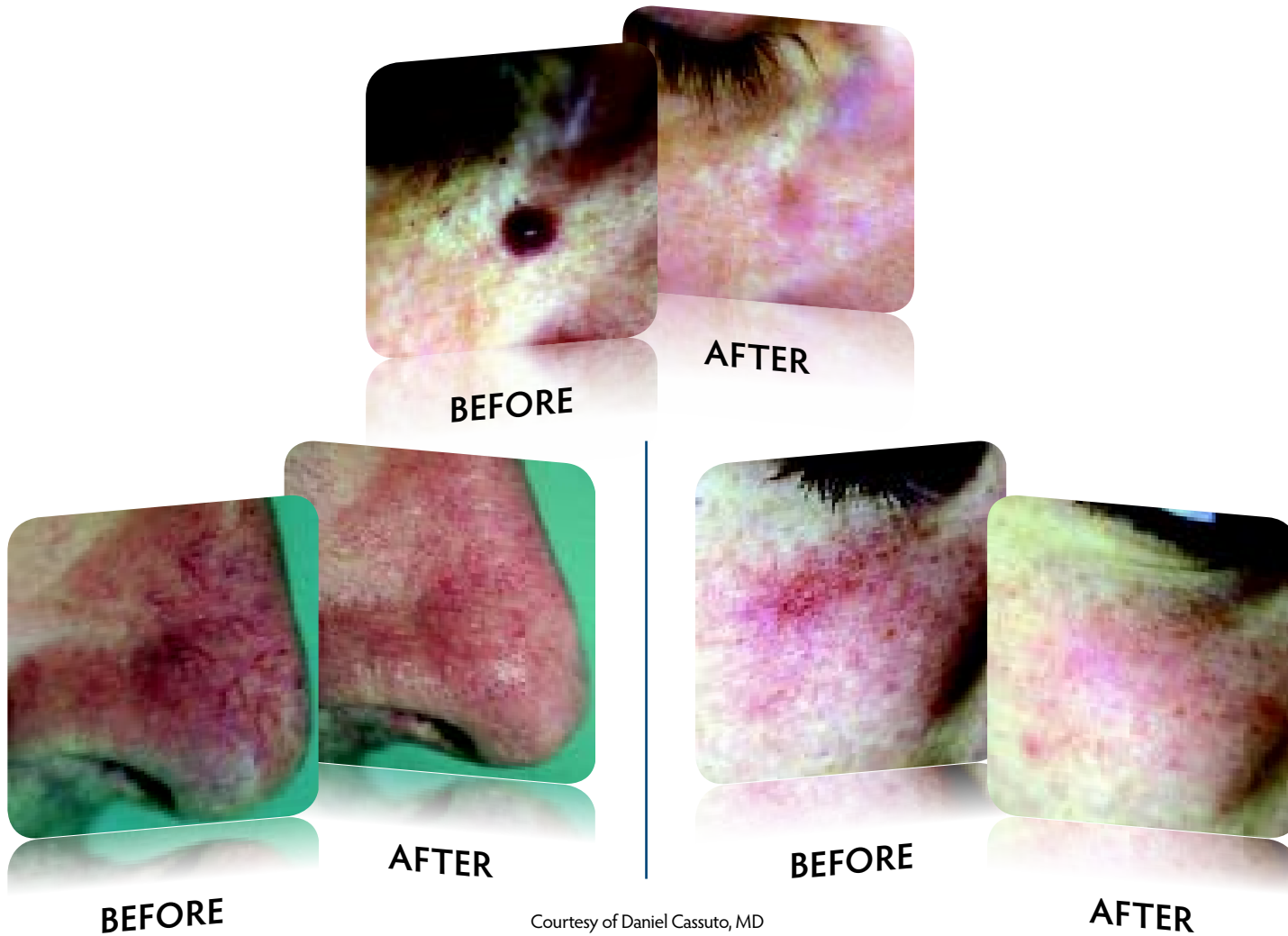
PIGMENTED LESIONS

Lentigo senilis
Actinic Keratosis
Xanthelasma

CUTANEOUS LESIONS

Warts
Condylomas
Skin tags
Fibromas

BEFORE - AFTER TREATMENT



SYSTEM SPECIFICATIONS

Velure *S5*

MiXto *VX*

| | |
|-------------------------|--|
| Laser type | Nd:YV04, frequency doubled (LBO), diode pumped |
| Wavelength | 532 nm (Green) |
| CW Power | 0.1 to 5 W at tissue |
| Spot size | 300, 500, 1000, 1500 µm |
| Tissue Exposure Modes | Continuous, Single pulse, Repeat pulse |
| Pulse Width | 5 to 1000 msec |
| Interval | 30 to 1000 msec |
| Electrical Requirements | 100 / 240 Vac, 500 VA (Max) 50-60Hz |
| Dimension | 35 cm W x 43 cm D x 23 cm H |
| Weight | 12 Kg (26.5 lbs) |

FRACTIONAL MODE ("VX" ON)

| | |
|-------------|--------------------------|
| Spot size | 1 mm |
| Scan area | 10 x 10 mm |
| VX Index | 1 (0.1 mm) to 8 (0.8 mm) |
| Pulse Width | 5 to 1000 msec |

SEQUENTIAL MODE ("VX" OFF)

| | |
|-------------|---------------------|
| Spot size | 1 mm |
| Scan area | 6 x 6 to 10 x 10 mm |
| Pulse Width | 5 to 1000 msec |



LASERING
Medical Laser

LASERING S.r.l.

Via Staffette Partigiane, 54 - 41122 Modena, Italy
Tel. + 39 059 450 999
Fax + 39 059 311 096
www.lasering.it | www.lasering-med.com
E-mail: lasering@lasering.it

LASERING USA

2246 Camino Ramon
San Ramon, CA 94583
Phone 866-471-0469
www.laseringusa.com
E-mail: info@laseringusa.com



ISO 9001



ISO 13485



THE INTERNATIONAL CERTIFICATION NETWORK



VELURE S5
meets the provisions of
Directive 93/42/CEE

100714V55

Velure *S5*

THE GOLD STANDARD FOR
VASCULAR / PIGMENTED
AND CUTANEOUS LESIONS



LASERING
Medical Laser

Velure S5



Velure S5 is the laser system of choice for treating vascular and pigmented lesions safely and permanently.

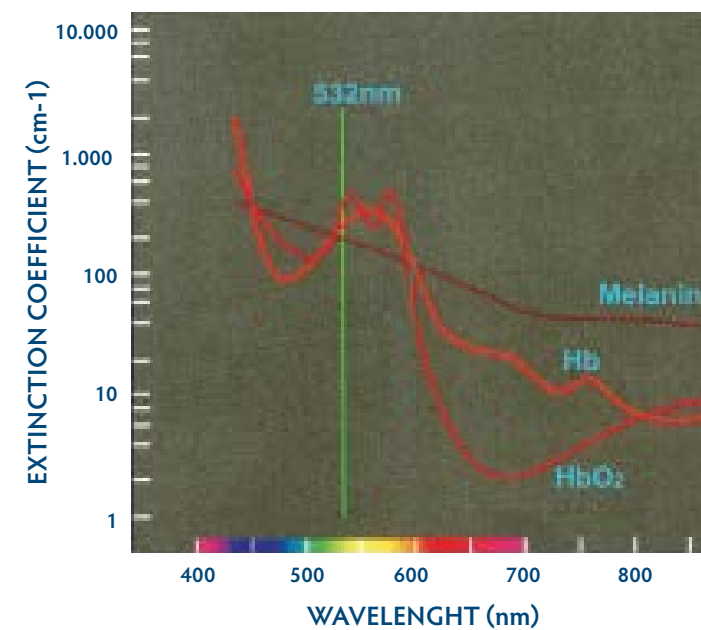
Velure S5 uses a new generation LBO crystal which due to its stability makes the laser system much more powerful and reliable.

Velure S5 is also suitable for small dermal surgical lesions such as warts or fibromas.

VELURE S5, SPECIFICALLY DESIGNED FOR TREATING SUPERFICIAL VASCULAR & PIGMENTED SKIN LESIONS

Velure S5 has a wavelength of 532 nm which is highly absorbed by oxyhemoglobin and melanin, making it an effective tool in the treatment of a wide range of cosmetic procedures such as removal of telangiectasia, angiomas, spider naevi, solar lentigos and many more.

Due to the selective absorption of the 532 nm wavelength when treating superficial vascular and pigmented skin lesions on the face and body, the surrounding tissue and the epidermis are protected thereby eliminating post-operative purpura. Red vessels are often visibly reduced in only one session.



COMPACT AND PORTABLE

Velure S5 comes in an elegant suitcase with wheels and retractable handle which provide ease of mobility.

The technological features of Velure S5, combined with a compact and ergonomic design and light weight, makes it a truly portable system, suitable for any operating environment.

Velure S5 is Plug & Play, no setup after transportation is required. Once connected to domestic power it is immediately ready for use.



Velure S5

POWERFUL

- ❖ Pulsed and CW (Continuous Wave) modes
- ❖ Very short, intense pulses
- ❖ Gentle yet effective treatments
- ❖ Minimal side effects
- ❖ Long-life laser source
- ❖ LBO technology
- ❖ True portability

VERSATILE

- ❖ Wide range of handpieces and spot sizes to best match any procedure
- ❖ **Mixto VX** Fractional scanner for Skin Rejuvenation
- ❖ Specialized in the treatment of vascular and pigmented dermal lesions
- ❖ Minimal collateral tissue damage when treating cutaneous lesions
- ❖ No anesthesia needed
- ❖ Purpura-free treatments

HIGHLY ECONOMICAL

- ❖ Flexible due to transportation allowance
- ❖ Easy-to-use design, intuitive menu with user-friendly controls
- ❖ Compact device, stable technology
- ❖ Plug & play technology
- ❖ No disposables
- ❖ Maintenance free




MiXto VX

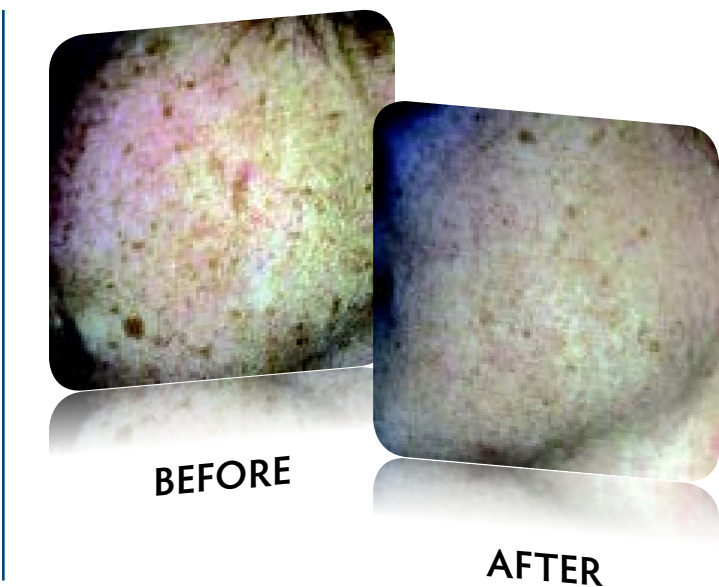
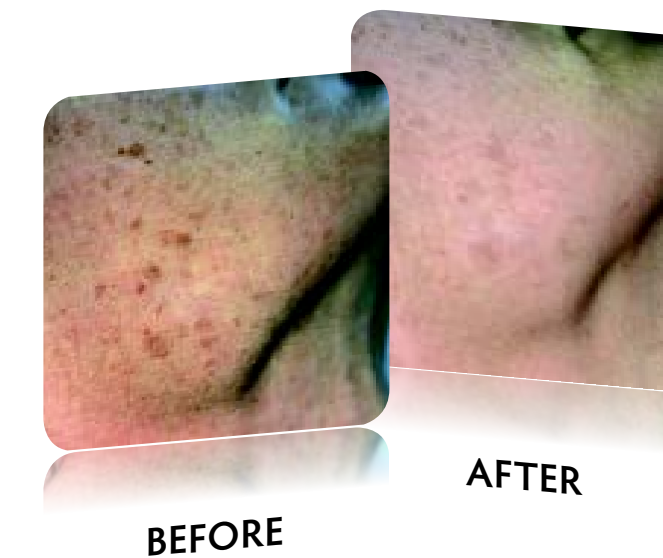

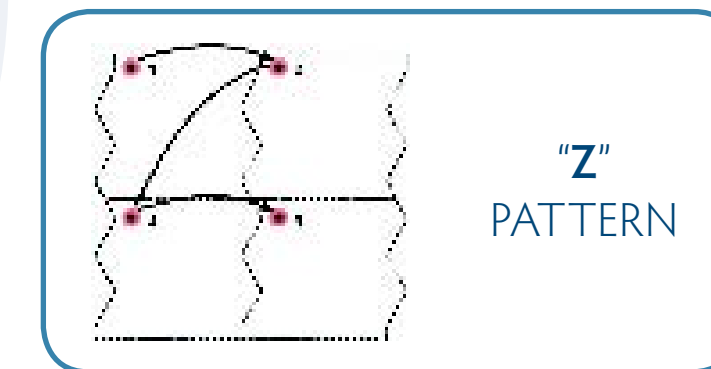
FRACTIONAL SCANNER SYSTEM FOR NON-ABLATIVE SKIN REJUVENATION

Velure S5 enhanced by **MiXto VX** Fractional scanner system is the unsurpassed treatment tool for **SKIN REJUVENATION**.

This non-invasive procedure gradually improves skin texture, dyschromia and appearance of fine lines. Mixto VX provides fast treatments on large skin areas with **NO DOWNTIME**



MiXto VX in Fractional mode utilizes a proprietary algorithm producing a unique "Z" scan pattern which provides the longest amount of time possible between adjacent spots while filling in a given square area of skin. This patented pattern allows maximum intra-operative cooling of surrounding tissue lowering the risk of side-effects while providing optimal patient comfort.



Courtesy of Daniel Cassuto, MD